

Features

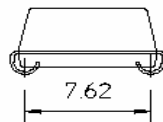
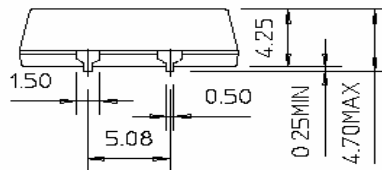
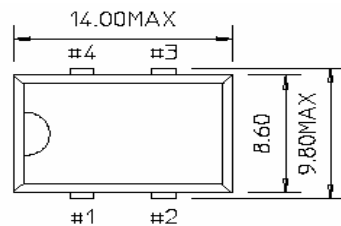
- HCMOS/TTL
- Plastic Molded Package, 14x9.8x4.7mm
- 3.3V / 5.0V Operation
- RoHS Compliant



Specification

Parameter	Characteristic
Frequency Range	1.000MHz ~ 155.520MHz
Frequency Stability	+/- 100ppm std. (See Table 5) Inclusive of Operating Temperature
Operating Temperature Range	0 ~ +70°C std. (See Table 6)
Storage Temperature Range	-55 ~ +125°C
Input Voltage	3.3Vdc +/- 10% / 5.0Vdc +/- 10%
Input Current	60mA max (See Table A)
Output 0 Level (Vol)	10%Vdc max
Output 1 Level (Voh)	90%Vdc min
Symmetry (Duty Cycle)	40/60%@1/2Vdc std. (See Table 7)
Rise & Fall Time	10nS max (See Table B)
Start Up Time	10mS max
Output waveform vs. Load	HCMOS-TTL / 15pF or 10TTL
Aging(at 25°C)	+/- 5ppm / year max

Drawing



Pin Connection

1. E/D or N.C
2. Ground
3. Output
4. Vcc

Ordering Guide

Typical P/N : P4JXH - 75M - 260R - 3 - 50 B S1 T - TR

1 2 3 4 5 6 7 8 9

1. Package P4JXH = 14x9.8x4.7mm

(Plastic 4J-Lead SMD Oscillator, HCMOS/TTL)

2. Frequency range : 1 to 155.520MHz (3.3V)
1 to 80MHz (5.0V)

3. 260R : 260 °C RoHS Compliant

4. Input Voltage : 3 = 3.3V / 5 = 5.0V

5. Frequency Stability

00 : +/- 100ppm

50 : +/- 50ppm

25 : +/- 25ppm

6. Operating Temperature Range

A : 0~70 °C

B : -20~70 °C

C : -40~85 °C

D : -10~70 °C

* : The others

7. Symmetry (Duty Cycle)

S1 : 45/55% at 1/2Vdc

S2 : 40/60% at 1/2Vdc

8. Pin#1 Connection

T : Tri-state

Blank : No connection

9. Packing

TR : Tape and Reel

BU : Bulk

TU : Tube

A. Input Current

- . 3.3V

1MHz ≤ F ≤ 27MHz : 15mA max

27MHz < F ≤ 50MHz : 25mA max

50MHz < F ≤ 80MHz : 40mA max

80MHz < F ≤ 155.52MHz : 60mA max

- . 5.0V

1MHz ≤ F ≤ 40MHz : 30mA max

40MHz < F ≤ 50MHz : 40mA max

50MHz < F ≤ 80MHz : 55mA max

B. Rise / Fall Time

1MHz ≤ F ≤ 40MHz : 10nS max

40MHz < F ≤ 50MHz : 8nS max

50MHz < F ≤ 80MHz : 6nS max

80MHz < F ≤ 155.52MHz : 4nS max