

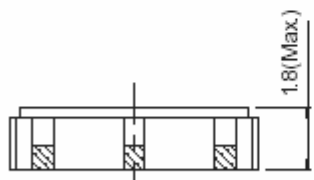
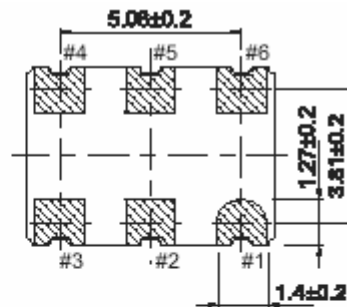
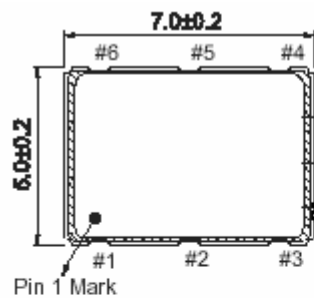
Features

- LVPECL, Extended Temperature available
- Ceramic SMD Package, Seam sealed, 7x5x1.8mm
- 3.3V Operation
- RoHS Compliant

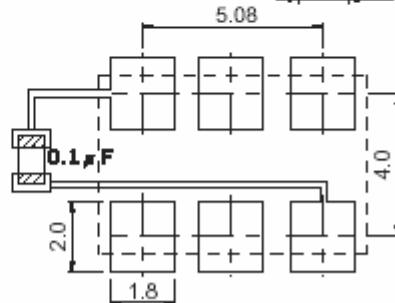
Specification

Parameter	Characteristic
Frequency Range	1.000MHz ~ 800.0000MHz
Frequency Stability	+/- 50 ppm std. (See Table 4) Inclusive of operating temperature
Operating Temperature Range	0 ~ 70°C std. (See Table 6)
Storage Temperature Range	-55 ~ +125°C
Input Voltage	3.3Vdc +/- 5% std. (See Table 3)
Control Voltage	1.65V +/- 1.35V std. (See Table 3)
Pulling Range	+/- 100 ppm min. (See Table 5)
Input Current	120mA max
Output 0 Level (Vol)	Vcc-1.63Vdc max
Output 1 Level (Voh)	Vcc-1.02Vdc min
Symmetry (Duty Cycle)	40/60%@Vcc-1.3Vdc std. (See Table 7)
Rise & Fall Time	0.6nS typical, 1.0nS max
Linearity	+/- 10% std. (+/-15%, +/-20%)
Start up time	10mS max
Output Load	50Ω to Vcc-2.0Vdc
Tri-state Output (Pin# 2)	High or Open : Oscillation, Low : High Impedance
Aging	+/- 3 ppm max / year
Phase Jitter (12KHz~20MHz)	1pS RMS max (See Table A)

Drawing



UNIT : mm



Recommended soldering pattern

Pin Connection

1. Vcontrol
2. E/D or N/C
3. Ground
4. Output
5. Comp. Output
6. Vcc

Ordering Guide

Typical P/N : C57VP - 155.52M - 32 - 50 E B S1 T1 -TR
 1 2 3 4 5 6 7 8 9

1. Package C57VP = 7x5x1.8mm

(7x5mm Ceramic LVPECL SMD VCXO)

2. Frequency range : 1 to 800MHz

3. Input Voltage & Control Voltage

31 : 3.3V (Vcontrol : 1.65 +/- 1.35V)

32 : 3.3V (Vcontrol : 1.65 +/- 1.50V)

33 : 3.3V (Vcontrol : 1.65 +/- 1.65V)

4. Frequency Stability

00 : +/- 100ppm

50 : +/- 50ppm

25 : +/- 25ppm

5. Pulling Range

C : +/- 50ppm min

D : +/- 80ppm min

E : +/- 100ppm min

F : +/- 130ppm min

* : The others

6. Operating Temperature Range

A : 0~70℃

B : -20~70℃

C : -40~85℃

D : -10~70℃

* : The others

7. Symmetry (Duty Cycle)

S1 : 45/55% at Vcc - 1.3Vdc

S2 : 40/60% at Vcc - 1.3Vdc

8. Pin#2 Connection

T1 : Pin#2 E/D Standard

T2 : Pin#2 N/C

9. Packing

TR : Tape and Reel

BU : Bulk

TU : Tube

A. Phase Jitter

1MHz ≤ F ≤ 80MHz : 1pS RMS max

80.001MHz < F ≤ 800MHz : 3pS RMS max

(12KHz ~ 20MHz)